

DOMÁCI PŘÍPRAVA

# FUNPARK 2

ANGLIČTINA PRO 4. ROČNÍK ZŠ

Kristýna Elišková  
Věra Forejtová  
Tereza Hnátková

**PILOTNÍ  
VERZE**  
1. A 2. LEKCE



# I WELCOME



## 1 Poslouchej a napiš vhodný pozdrav.








Good afternoon! • Good night! • Good morning! • Good evening!

1. I'm tired! .....
2. Hey! Get up, it's morning! .....
3. Let's play football! .....
4. I'm hungry! .....



## 2 Sestav pokyn a přepiš ho, potom zkontroluj poslechem.



- |           |              |   |       |
|-----------|--------------|---|-------|
| 1. stand  | to the song  |   | ..... |
| 2. listen | your book    |  | ..... |
| 3. put    | down         |  | ..... |
| 4. play   | a game       |  | ..... |
| 5. open   | up           |  | ..... |
| 6. come   | quiet        |  | ..... |
| 7. be     | here         |  | ..... |
| 8. sit    | your hand up |  | ..... |



## 3 Napiš.

three toys: .....

five animals: .....

five colours: .....

# I BACK TO SCHOOL



1 Roztříd' slova a napiš je do tabulky.



aunt · brother · doll · eight · car · twenty · teddy · uncle · one · ball · sister · six

FAMILY	NUMBERS	TOYS



2 Čti a napiš.



	A	B	C	D
1.	Jane	twenty	sad	happy
2.	is	Becky	fine	Bill
3.	Julia	am	I	and
4.	tired	great	eleven	Jack

1. 1A / 2A / 4A / 3D / 1C

.....

2. 3C / 3B / 1D

.....

3. 4D / 2A / 2C

.....

4. 2B / 2A / 4B

.....

5. 3A / 2A / 1B

.....

6. 2D / 2A / 4C

.....

# I BACK TO FUNPARK



1 Poslouchej a napiš číslice.



--	--	--	--	--	--	--	--	--



2 Napiš číslice.

fourteen	sixty-five	ninety-one	thirty-six
forty	eighty-seven	seventeen	fifty-two



3 Ptej se a napiš odpověď – HOW OLD ARE YOU?.



mum	dad	friend	uncle	sister
		12		
brother	aunt	grandpa	grandma	friend

My friend Filip is twelve (12).

.....

.....

.....

.....

.....

.....

.....

.....


.....

.....


.....

# 2 SCHOOL TRIP

## 1 Čti, napiš a nakresli.



I'm Hannah. I've got big blue eyes, little ears and a little nose. I've got a big mouth and I'm happy. I've got a pink and purple T-shirt and a black skirt.



I'm Jason. I've got little brown eyes, big ears and a big nose. I've got a big mouth and I'm sad. I've got a blue hoodie and brown trousers. I've got green shoes.

## 2 Čti a napiš, potom zkontroluj poslechem.

blue · pink · red · not so good · black · happy · purple · green



I'm Jenny. I've got a ..... dress and ..... shoes. Sarah's got

a ..... T-shirt and ..... shorts. We're ..... Jack's got

a ..... hoodie and ..... jeans. He's .....

# 2 RAIN



1 Poslouchej a pod obrázek napiš odpovídající slovo.



2 Křížovka.

1.							
2.							
3.							
4.							
5.							
6.							
7.							
8.							







### 3 Čti a odpověz na otázky – **Yes, she has. / No, she hasn't.** Obrázky můžeš dokreslit.

She's got a brown and yellow dress, pink sunglasses and green shoes.

1. Has she got a brown skirt? .....
2. Has she got pink sunglasses? .....
3. Has she got yellow shoes? .....

He's got a blue T-shirt, black shorts and a yellow raincoat. He hasn't got shoes.

1. Has he got a blue T-shirt? .....
2. Has he got red shorts? .....
3. Has he got shoes? .....



# 2 COSTUMES

## 1 Osmisměrka.

Q	N	E	C	K	L	A	C	E
U	E	A	D	E	R	N	S	O
E	T	R	O	T	I	E	H	P
E	C	R	O	W	N	A	I	I
N	E	I	V	O	G	K	R	R
K	I	N	G	L	D	N	T	A
P	R	G	A	Z	S	U	I	T
L	Y	S	W	O	R	D	N	E



## 2 Dopiš chybějící slova.

- I'm a ..... I've got a .....  
and a .....
- I'm a ..... I've got a ..... and a .....
- I'm a ..... I've got a ..... and a .....



## 3 Čti věty a spoj je s odpovídajícím obrázkem.

- I'm a princess. I've got a pink dress, a yellow crown and yellow earrings.
- I'm a cowboy. I've got a white shirt and brown trousers. I've got a brown horse.
- I'm Julia. I've got a blue T-shirt and a white skirt. I've got a rainbow necklace.
- I'm Bill. I've got a green hoodie and black jeans.





# 4 Poslouchej a pod obrázek napiš odpovídající slovo.



.....



.....

.....

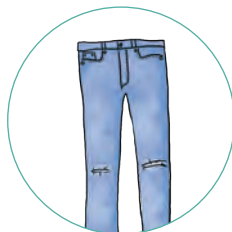


.....



.....

.....



.....



.....

.....



.....




.....

.....



.....



.....

.....

.....