

new

UČEBNICE A PRACOVNÍ SEŠIT

Connected with the world of English

BLOGGERS²

new


BLOGGERS je novou edicí moderní sady učebnic pro výuku angličtiny na 2. stupni ZŠ. Vyznačuje se mírnou progresí, variabilitou cvičení a vnitřní diferenciací a širokou škálou doplňkových materiálů.

Kompletní sada obsahuje tyto komponenty:

- učebnici,
- 2dílný pracovní sešit,
- metodickou příručku s tipy do výuky, klíči a transkripce,
- interaktivní učebnici,
- velké množství audií,
- didaktizovaná videa s hrdiny
- autentické vlogy od britské produkce,
- knihu testů,
- knihu čtvrtletních testů,
- Quizzes,
- Booster,
- pracovní listy a kopírovatelné předlohy.













Nová edice




- je v souladu s novým RVP a počítá s zvýšením jazykové úrovně na B1 v 5. dílu,
- obsahuje QR kódy odkazující na videa a audio nahrávky,
- má atraktivní přehledný design,
- obsahuje nová autentická videa z anglicky mluvících zemí,
- má nově zpracované texty ke čtení v každé lekci,
- se zaměřuje na mediaci a interakci.






Nové materiály jsou v obsahu označeny **modrou** barvou.

Učebnice

Topics	Vocabulary	Grammar	Reading Writing	Project
Unit 0 Moving school 	0A My new school School life 0B School life Activities 0C I am jogging Hobbies 0D My new daily routine Verbs	0A There is/are To like 0B Present simple – revision 0C Present continuous – revision 0D Present tenses	 Reading 1 Writing a leaflet  Reading 2	
Page 10 – page 23				
Unit 1 Let's play ball! Arctic football 	1A Kick the ball Sports Sports equipment 1B Sports in Canada and in the USA National sports Sports – verbs 1C Become a champ! Adjectives 1D Let's move! A healthy lifestyle	1A Need/need to 1C Adverbs of degree 1D And, but, because	 Reading 1 Writing an invitation  Reading 2	Promote a sports club – a poster
Page 24 – page 39				
Unit 2 Foodies Soul food 	2A Find your place Fruit, vegetables 2B This is my diet Meals 2C What's in our fridge? Food 2D Make a burrito Quantities, instructions	2A A few, a little, a lot of 2C How much × how many × a lot of Countable nouns × uncountable nouns Some × any	 Reading 1 Writing an article  Reading 2	Cook a dish – a video
Page 40 – page 55				
Unit 3 The animal world Prague Zoo 	2A Wildlife Wild animals, description 2B On our farm Farm animals, adjectives 2C Animal records 2D My pet Pets and their needs	2B Comparative 2C Superlative	 Reading 1 Writing a description (animals)  Reading 2	A picture story – a poster
Page 56 – page 71				

Topics	Vocabulary	Grammar	Reading Writing	Project
Unit 4 New York City New York – Top 5 	4A Come to NYC Places in the city 4B My trip to NYC Adjectives 4C Island of Hope Verbs 4D Travel bloggers Verbs	4B Past simple – to be 4C Past simple – regular verbs, positive 4D Past simple – irregular verbs, positive	 Reading 1 Writing a blog  Reading 2	Tell your story – a game

Page 72 – page 87

Unit 5 Teen idols Hollywood – Top 5 	5A Best movie ever Films, adjectives 5B A film review A film review 5C A star's biography Biography – verbs 5D Film Star Challenge	5B Past simple – negative 5C Past simple – regular verbs, irregular verbs, positive 5D Past simple – questions	 Reading 1 Writing a biography (my favourite star)  Reading 2	Interview an American film star – a video
---	--	---	--	---

Page 88 – page 103

Pracovní sešit 1. díl

Units 0–2

Mind map, exercises – parts A–D, Pronunciation, Revision

Halloween

Pracovní sešit 2. díl

Units 3–5

Mind map, exercises – parts A–D, Pronunciation, Revision

Independence Day

Dodatkové materiály

Metodická příručka, Kniha testů, Kniha čtvrtletních testů, kopírovatelné předlohy, Booster

Mediační pracovní listy, Quizzes

Unit 0

Moving school

Hi, I'm new to Bloggers. My name is Amelia. I moved to the Czech Republic in June. Now I go to school here in Prague. The name of the school is Happy Kids School. I think that fits. I'm using this great camera and my zoom to show you what I come across every day. It's fun. Are you ready? So, let's go!



1 **Work in pairs and discuss.** Amelia is new in Prague and she doesn't know the places of interest in the photos. **Can you**

- tell her their names?
- find some interesting information about them?
- find their positions in Prague on Google Maps?



2 **Work in pairs.** Discuss if you agree or disagree with these statements.

- Prague is a multicultural and student-friendly city.
- Learning English is very important.
- There are many international pupils at our school.
- Our school offers many school clubs and activities for pupils.

Let's go!



3 Work in groups. Guess the things Amelia can show you in her school. Write down as many as you can. Then share your list with the class.



4 Watch Amelia's video. Match the photos a)–f) to the words 1)–6).

DVD: 5

1) school lunch

3) a laboratory coat

5) Mia's hair

2) a microscope

4) a school locker

6) a running track



a)



b)



c)



d)



e)



f)

5 Work in pairs. Ask and answer the questions.

- a) What does Amelia see and who does she meet every day?
- b) What does she like about her school?
- c) What do you see and who do you meet every day?
- d) What do you like about your school?

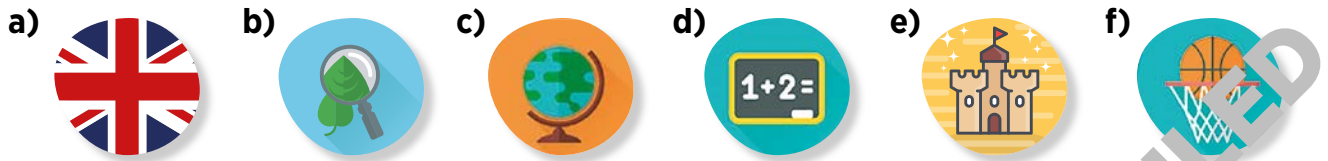


6 Work in pairs. Happy Kids School offers many school clubs and activities for pupils. Make a list of them and help Amelia to choose 2–3 suitable ones for her.

OA My new school



1 Look at the illustrations a)–f). Say the school subjects. Then answer the questions.



a) Which other subjects do you know? b) Do you know what PE, IT and R stand for?



2 Study the table.



There is/are

There is one canteen.	There isn't a canteen.
There are three lockers.	There aren't any lockers.

3 Read the website of Amelia's school. Which facilities are there at her school?



4 Read the sentences. Match the photos 1)–4) in the gallery with the sentences a)–d).


- a) Some students eat lunch in the canteen.
- b) There are a lot of lockers in the corridors.
- c) There is a music room with a piano.
- d) We go to the gym when we have a PE lesson.



5 Write sentences about the facilities in your school in your exercise book.

Example: There is a gym in our school but there isn't an art room.





6 Listen to the beginning of the conversation. Copy the form into your exercise book. Complete the information.

Happy kids School

Student card	Age	Year
Amelia Lester		



7 Listen and repeat. Then study the tables.

School life

to have a break
a classmate / a pupil
to work with computers
to do experiments
to do homework
to play games
to study
to play a musical instrument
to act = to do drama



To like

I like my classmates.	She likes her classmates.
I like working with computers.	She likes working with computers.
I don't like working with computers.	She doesn't like working with computers.



8 Work in pairs. Listen to the whole conversation. Then say sentences about Amelia.

Example: Student A: She likes... Student B: She doesn't like...



9 Work in pairs. Speak about what you like/don't like about your school.

Example: I like PE lessons but I don't like doing experiments.

OB School life



1 Listen and repeat. Then study the tables.





Activities	
to be at school	to go by bus / underground / tram
to be on time	to wear a school uniform
to come home early × late	to wear make-up
to have / eat lunch	to have fun
to get up early × late	to attend classes
to use public transport	to walk to school
to do sports	to chew gum



	Present simple – positive	Present simple – negative
I	+ have lunch at school. + walk to school.	- don't have lunch at school. - don't walk to school.
You		
We		
You		
They		

2 Read the sentences a)-f). Match them to the pictures 1)-6).



- a) Pupils are at school 5 minutes before registration.
- b) Pupils don't talk in lessons.
- c) Pupils don't chew gum anywhere in school.
- d) Pupils wear their school uniform correctly at all times.
- e) Pupils don't eat or drink in classrooms.
- f) Pupils in Years 7, 8 and 9 don't wear make-up of any kind.

3 Work in pairs. Say sentences about your school.

Example: Student A: We have lunch in the school canteen.
 Student B: I don't wear make-up to school.



Present simple - positive		Present simple - negative	
He She It	+ has lunch at school. walks to school.	-	doesn't have lunch at school. doesn't walk to school.

I study → he studies
I go → he goes

I do → he does
I watch → he watches



4 Listen to Amelia. Work in pairs. Student A: Read a sentence. Student B: Say the sentences with the correct information. Then swap.

- a) Amelia usually has lunch at home.
- b) They live close to school.
- c) She plays football in a girls' team.
- d) She uses public transport to get to school.
- e) She does her homework right after school.
- f) The pupils study Italian.



Present simple - questions				
?	Do	I you	go to school? get up early?	Yes
		we you they		he she it
				go to school? get up early?

Short answers			
Yes, I do .	No, I don't .	Yes, he does .	No, he doesn't .
Yes, you do .	No, you don't .	Yes, she does .	No, she doesn't .
Yes, we do .	No, we don't .	Yes, it does .	No, it doesn't .
Yes, they do .	No, they don't .		



5 Work in pairs. Student A: Ask questions about Student B and about your classmates. Use the words from the orange table on page 14. Student B: Answer the questions. Use short answers. Then swap.



Do you speak Italian?
Does Peter speak Italian?

No, I don't.
Yes, he does.



OC I am jogging



1 Study the table.



Present continuous – positive and negative					
I	am	watching TV.	I	am not	listening to music.
You	are	writing a poem.	You	are not	making a video.
He	is	playing the piano.	He	is not	chatting.
She			She		
It			It		
We	are	jogging.	We	are not	sleeping.
You			You		
They			They		

now

right now

at the moment

today

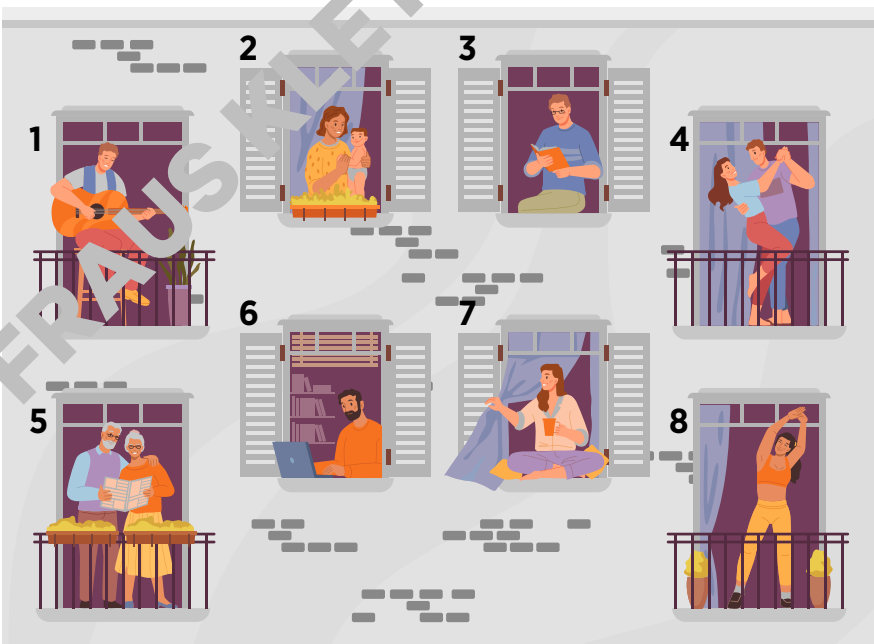
You are sleeping. ➔ **Are you** sleeping? Yes, I am. / No, I'm not.

2 Look at the photos a)-e). What are they doing? Say sentences.



3 Look at the picture and correct the sentences.

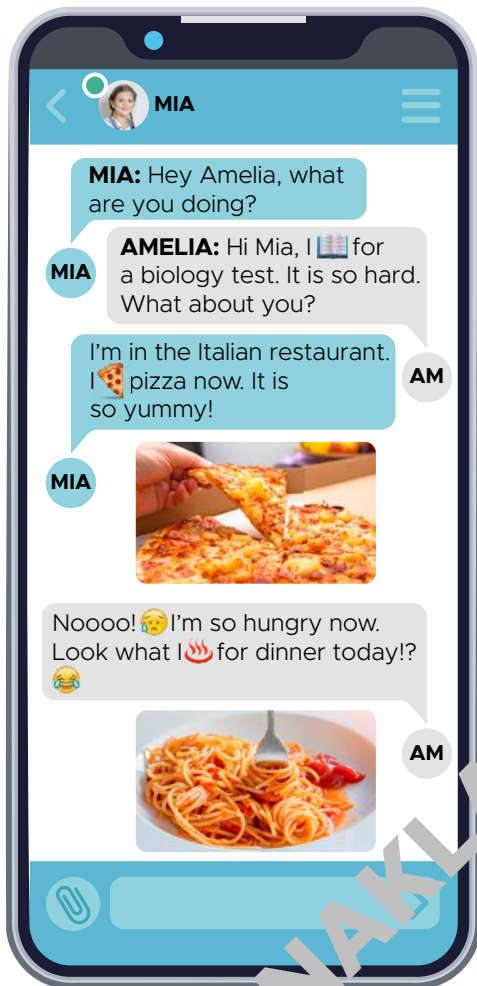
Example: The woman isn't listening to music. She is singing.



- 1) The man is playing the flute.
- 2) The woman is holding a cat.
- 3) The man is reading a magazine.
- 4) The couple is kissing.
- 5) The grandpa and grandma are watching TV.
- 6) The man is cooking lunch.
- 7) The woman is eating an ice-cream.
- 8) The woman is chatting with her friend.

4 Read the chat between a) Amelia and Mia and b) Chris and Tom.

a)



b)



5 Work in pairs. Read over the chat and say sentences about Mia, Amelia, Tom and Chris.

Example: Amelia is studying for a test.

Mini-challenge

(I am... group work)

1) Write one sentence beginning with I am... on a piece of paper. Use the words from the orange table.

Example: I am listening to music.

2) Go around the classroom and ask one of your classmates.

Example: Student A: What are you doing? Student B: I am listening to music. And you? Student A: I am reading a book.

3) Then swap your pieces of paper. Continue with a new classmate.

OD My new daily routine



1 Look at the tables. Study the sentences in a) and b). Which refer to now and which refer to every day or always?

a) Present simple



I	+ learn	English.
You		
We	- don't learn	German.
They		
He	+ learns	French.
She		
It	- doesn't learn	Czech.

Do	I you we they	learn	Spanish?
Does	he she it	learn	Polish?

always usually often sometime
never every day/week once a week
on Fridays

b) Present continuous

I	+ am learning	English.
You	- am not learning	German.
We	+ are learning	
They	- aren't learning	
He	+ is learning	French.
She		
It	- isn't learning	Czech.

Am	you we they	learning	English.
Are	he she it	learning	Spanish?
Is	he she it	learning	Polish?

now right now at the moment
today

2 Look at the table below and say sentences.

Example: Amelia usually eats cereal for breakfast, but today she is eating yoghurt.

usually	write her homework in the evening	go to school by bus	play tennis on Wednesdays	watch romantic comedies	wear a school uniform
now/today	write her homework after school	cycle	learn for a maths test	watch a horror film	wear a green T-shirt and blue jeans

3 Work in pairs. Ask and answer questions. Use the time expressions from exercise 1.

Example: Student A: What **do** you **do** every day?

Student B: I watch TV every day.

Student A: What **are** you **doing** now?

Student B: I am sitting now.



4

Watch the video. Are these sentences true (T) or false (F)?



- Amelia is calling her best friend Leila.
- Leila is writing an email.
- Leila's brother is playing in the garden.
- Leila's father is cooking and tidying up.
- Leila's mum is sleeping.

DVD: 4



5

Watch the video again. Choose a), b) or c).

1) Amelia gets up early

- at weekends.
- every school day.
- on Fridays.

2) Amelia doesn't go to school by

- car.
- underground and tram.
- school bus.

3) Amelia doesn't like

- Czech grammar.
- PE.
- biology.

4) Amelia blogs about

- the weather in Prague.
- her friends and family.
- her school and free time.



6

Say sentences. Then write them in your exercise book.



1) What do they do?

Example: Amelia goes to a new school in Prague.

- Leila / want / to be little again.
- Leila's mum / tidy up / every afternoon.
- Amelia's dad / drive / her to school on Fridays.
- Amelia / love / PE and biology.

2) What are they doing?

Example: Leila is writing an essay.

- Amelia / call / Leila.
- Leila / check / Facebook.
- Amelia / show / photos of her new classmates to Leila.
- Amelia / shoot / a video.



An alternative school



1 **Work in pairs. Look at the photos a)–c) in exercise 3. Ask and answer the questions.**

- a) What and who is in the photos? b) What are they doing?

2 **Look up the meaning of the words in the box in a dictionary.**

to use time | to daydream | obligatory | to hang out
to amuse | to create

3 **Listen to the text. Then read the leaflet in pairs.**



SUMMERHILL

Summerhill is a boarding school where students decide each day how to use their time. They can play, they can be by themselves to read or daydream, or they can choose to attend lessons. Classes are not obligatory.



b)



c)



In Summerhill, there are also open areas where pupils

hang out, amuse themselves, socialise, play games, etc. Pupils learn how to do gardening, make a video and much more.

Adults are not there to create things for the children; they create things for themselves.

4 **Work in pairs. Ask and answer the questions.**

- a) What is different about Summerhill School?
b) What do the pupils do in the open areas?
c) Do you like this school? Why?

5 Look at the leaflet about Summerhill School. Use the words and say sentences.

- a) boarding / is / Summerhill / a / school
- b) are / classes / obligatory / not
- c) do / pupils / learn / the gardening / how / to
- d) create / pupils / themselves / for / things

6 Study the table.

Writing a leaflet		
Step 1	Write the name and the location of the school.	Rainbow School is a primary school in Berlin.
Step 2	Write about the facilities.	It is a modern school. There is a theatre, a canteen, a lab and a gym.
Step 3	Write about the subjects.	Pupils can choose their subjects. They can learn English, German, maths...
Step 4	Write about school life.	Pupils wear uniforms. Pupils don't eat in class.
Step 5	Find photos of a school and pupils.	
Step 6	Describe the photos.	The pupils are in the gym. They are doing sports.

7 Make a leaflet of your ideal school on a sheet of paper. Follow the steps from exercise 6.



GENERAL PRESENTATION
Rainbow School is a primary school in Berlin. There are 340 pupils. It is a modern school. There is a theatre, a canteen, a lab, a gym and a school garden.

CURRICULUM
Pupils can choose their subjects. They can learn English, German, maths, biology, geography, gardening, how to play a musical instrument.

FACILITIES
There are two gyms, a swimming pool, a theatre, a lab and a big library.



A Kenyan school



1

Work in pairs. Discuss.

What do you think a Kenyan school is like? Think about: subjects, the classrooms, the buildings, school activities.



2

Listen and read the text.



The Burke Nature School in Kenya: A Day in Life at a Forest School



Last year my family moved from Prague to Nairobi – a city in Kenya. For me, school used to be boring: just sitting at desks in classrooms. But my school in Kenya is totally different. Here's my typical school day.

The school campus is on a 100-acre forest and botanical garden which has 500 species of trees and 180 species of birds. So instead of taking the tram and crossing streets to get to school, I walk on a path through the forest while colourful birds sing and Colobus monkeys swing from the branches above me. It's as amazing as it sounds!

The teachers say that before we study, we need to wake up the body. So we start the day by doing yoga outside or running through the gardens. At first, I was a little grumpy about this, but now it really helps me get energized for my day. After that, the students and teachers gather in a circle and talk about the day's goals or something interesting we are going to do in nature.

Our reading and language lessons are held in the morning in an outdoor classroom or under big acacia trees. Sometimes we write, sometimes we read. Our outdoor classroom is surrounded by birds and animals. Next, we have maths, which we learn by doing environmental projects, like building greenhouses or measuring plants. I always

find maths so boring, but when we do it with projects it's fascinating.

After our morning lessons, we have a free period. Some kids have a snack at tables outside and others walk around the forest. I go and look at birds and animals. Our science and environmental studies lessons always take place outside. We work on teams and get tasks to complete. Sometimes we study a different habitat – under a log, near a pond – and we have a list of questions to answer about it. This helps us learn about the environment much more than in the classroom. This class is right before lunch.

We have art or 'maker' class every day after lunch. In art class, we make things from natural materials like leaf prints or we use recycled materials to make sculptures. But today was a 'maker day', which is when we make useful art. Today we all made birdhouses and I can't wait to put mine up in our backyard! We just have to keep the squirrels away – ha ha!

We end the day how we started – sitting in a circle outside. We share what we learned and come up with one 'challenge' and one 'wonder' from the day. Today my challenge was "I had trouble measuring the roof of my birdhouse." And my wonder was: "I wonder where monkeys sleep."



3 Work in pairs. Read text again and find the missing activities.



Time	Activity
7:45–8:00	Arrive at school (walk through the forest)
8:00–8:30	
8:30–9:30	Reading / Language (outdoor classroom)
9:30–10:30	
10:30–11:00	Break / Free period
11:00–12:30	Science / Environmental Studies (outside)
12:30–1:15	
1:15–2:15	Art / Maker Class
2:15–3:00	



4 Work in pairs. Read again and decide if the following statements are true (T) or false (F) or doesn't say (DS).

- a) At Burke School, students begin lessons immediately after arriving at school.
- b) Outdoor learning is part of almost every subject at the school.
- c) Mathematics is taught mainly through environmental and practical projects.
- d) During their free time, students must take part in sports activities.
- e) 'Maker' class focuses on creating art that can also be used in real life.
- f) Social Studies mostly involves learning about Kenyan history.
- g) The students come from many countries around the world.
- h) At the end of the day, students work alone and write a report about what they learned.



5 Work in pairs. Compare your school to Burke School.

Example: Burke School is in a forest. Our school is in a town.

Vocabulary list



Big challenge



- 1** **Work in pairs.** What is the person doing? Say a sentence about the picture. Your classmate guesses the number.

Example: Student A: He is teaching.
Student B: Number 1?
Student A: Yes.



- 2** **Work in pairs. Student B: Choose a number. Don't say it out loud. Student A: Ask questions and guess the number.**

Example: Student A: Is she eating?
Student B: No, she isn't.
Student A: Is he chewing?
Student B: Yes, he is.
Student A: Number 2?
Student B: Yes.



- 3** **Work in pairs.** Imagine you are looking through a key hole. Say what is happening in the classroom in the picture.

Example: Student A: Number 1.
Student B: He is teaching. Number 2.



- 4** **Work in groups of 3.** Look at the picture. What are the people doing? Make a sentence chain.

Example: Student A: He is teaching.
Student B: He is teaching and she is eating.
Student C: He is teaching, she is eating and they are chatting.



- 5** **Work in groups of 3.** Think about your school. What do you usually do in the lessons? What don't you do?

Example: Student A: We listen to the teacher.
Student B: We don't wear make-up.
Student C: We don't eat in class.



- 6** **Work in groups of 3.** Cover the picture.

- Student A: Say as many sentences about the picture as you can. Student B + C: Count down the correct sentences. 1 sentence = 1 point. Then swap.**
- Who has the most points? Who is the winner?**