

new

UČEBNICE A PRACOVNÍ SEŠIT

Connected with the world of English

BLOGGERS²

new


BLOGGERS je novou edicí moderní sady učebnic pro výuku angličtiny na 2. stupni ZŠ. Vyznačuje se mírnou progresí, variabilitou cvičení a vnitřní diferenciací a širokou škálou doplňkových materiálů.

Kompletní sada obsahuje tyto komponenty:

- učebnici,
- 2dílný pracovní sešit,
- metodickou příručku s tipy do výuky, klíči a transkripce,
- interaktivní učebnici,
- velké množství audií,
- didaktizovaná videa s hrdiny
- autentické vlogy od britské produkce,
- knihu testů,
- knihu čtvrtletních testů,
- Quizzes,
- Booster,
- pracovní listy a kopírovatelné předlohy.













Nová edice:




- je v souladu s novým RVP a počítá s zvýšením jazykové úrovně na B1 v 5. dílu,
- obsahuje QR kódy odkazující na videa a audio nahrávky,
- má atraktivní přehledný design,
- obsahuje nová autentická videa z anglicky mluvících zemí,
- má nově zpracované texty ke čtení v každé lekci,
- se zaměřuje na mediaci a interakci.






Nové materiály jsou v obsahu označeny **modrou** barvou.

Učebnice

Topics	Vocabulary	Grammar	Reading Writing	Project
Unit 0 Moving school 	0A My new school School life 0B School life Activities 0C I am jogging Hobbies 0D My new daily routine Verbs	0A There is/are To like 0B Present simple – revision 0C Present continuous – revision 0D Present tenses	 Reading 1 Writing a leaflet  Reading 2	
Page 10 – page 23				
Unit 1 Let's play ball! Arctic football 	1A Kick the ball Sports Sports equipment 1B Sports in Canada and in the USA National sports Sports – verbs 1C Become a champ! Adjectives 1D Let's move! A healthy lifestyle	1A Need/need to 1C Adverbs of degree 1D And, but, because	 Reading 1 Writing an invitation  Reading 2	Promote a sports club – a poster
Page 24 – page 39				
Unit 2 Foodies Soul food 	2A Find your place Fruit, vegetables 2B This is my diet Meals 2C What's in our fridge? Food 2D Make a burrito Quantities, instructions	2A A few, a little, a lot of 2C How much × how many × a lot of Countable nouns × uncountable nouns Some × any	 Reading 1 Writing an article  Reading 2	Cook a dish – a video
Page 40 – page 55				
Unit 3 The animal world Prague Zoo 	2A Wildlife Wild animals, description 2B On our farm Farm animals, adjectives 2C Animal records 2D My pet Pets and their needs	2B Comparative 2C Superlative	 Reading 1 Writing a description (animals)  Reading 2	A picture story – a poster
Page 56 – page 71				

Topics	Vocabulary	Grammar	Reading Writing	Project
Unit 4 New York City New York – Top 5 	4A Come to NYC Places in the city 4B My trip to NYC Adjectives 4C Island of Hope Verbs 4D Travel bloggers Verbs	4B Past simple – to be 4C Past simple – regular verbs, positive 4D Past simple – irregular verbs, positive	 Reading 1 Writing a blog  Reading 2	Tell your story – a game

Page 72 – page 87

Unit 5 Teen idols Hollywood – Top 5 	5A Best movie ever Films, adjectives 5B A film review A film review 5C A star's biography Biography – verbs 5D Film Star Challenge	5B Past simple – negative 5C Past simple – regular verbs, irregular verbs, positive 5D Past simple – questions	 Reading 1 Writing a biography (my favourite star)  Reading 2	Interview an American film star – a video
---	--	---	--	---

Page 88 – page 103

Pracovní sešit 1. díl

Units 0–2

Mind map, exercises – parts A–D, Pronunciation, Revision

Halloween

Pracovní sešit 2. díl

Units 3–5

Mind map, exercises – parts A–D, Pronunciation, Revision

Independence Day


Dodatkové materiály

Metodická příručka, Kniha testů, Kniha čtvrtletních testů, kopírovatelné předlohy, Booster

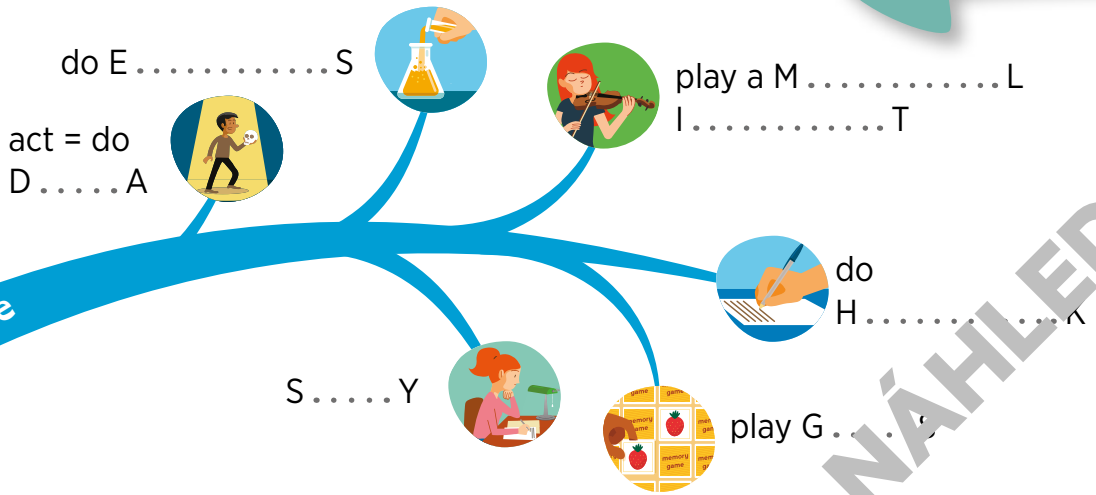
Mediační pracovní listy, Quizzes

0 My vocabulary

1 Fill in the words. / Doplně slova.

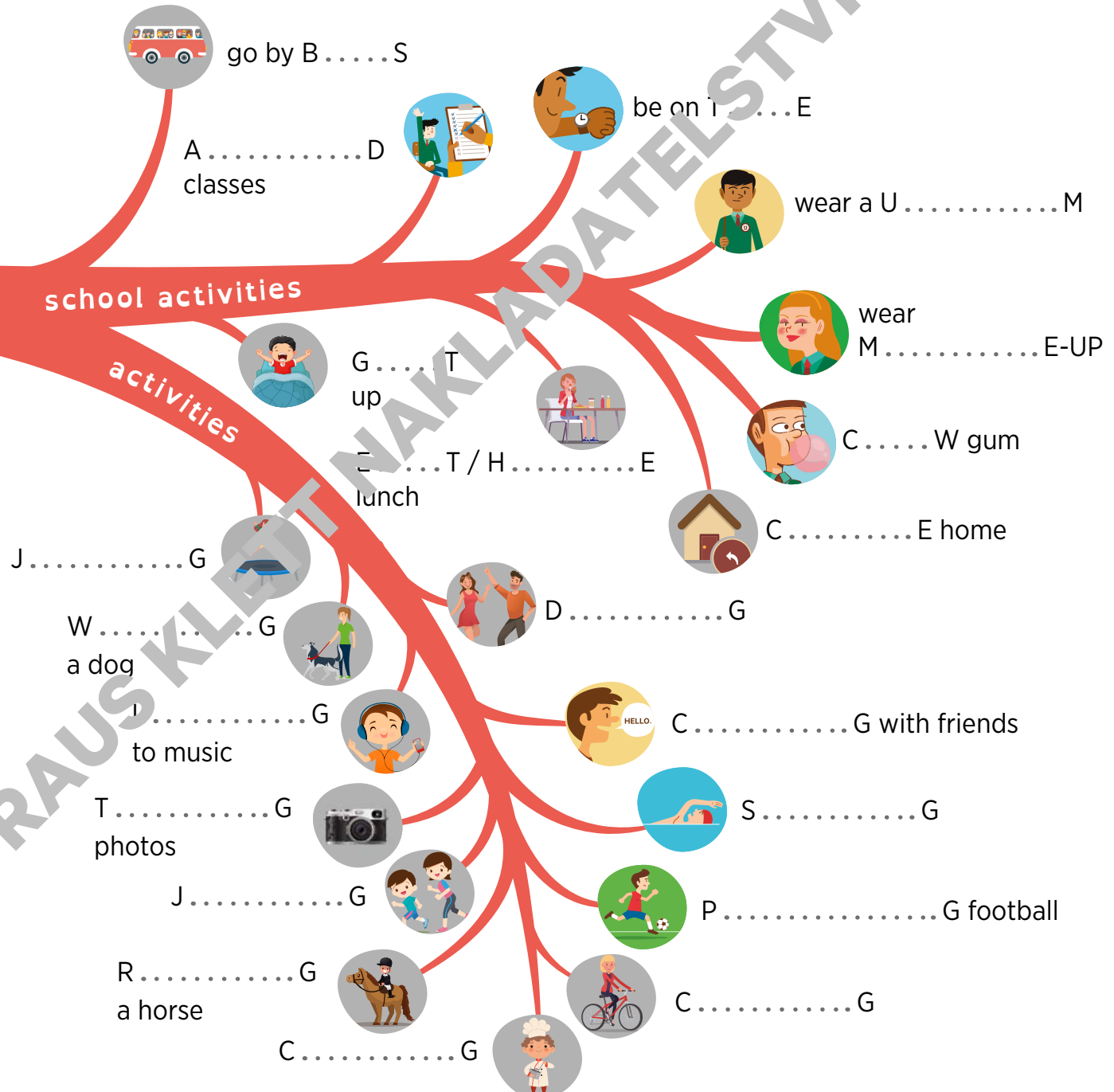


school life



school activities

activities



FRAUS KLET - NAKLADATELSTVÍ - NÁHLED

OA My new school

1 Match the words to the numbers. / Spoj číslice se slovy.

- 1) maths
- 2) geography
- 3) English
- 4) PE
- 5) art
- 6) biology
- 7) history



2 Unscramble the words. / Sestav slova.

EEICNSC RISYHTO
 HISEGNL HAMST
 TAR LIBOYYG

3 Find 5 school subjects and 3 school facilities. / Najdi 5 školních předmětů a 3 místnosti ve škole

M	A	T	H	S	F	G	H
J	R	Y	I	T	Z	Y	S
C	T	S	S	S	J	B	I
F	A	B	T	E	I	M	L
S	A	C	O	R	M	Y	G
L	I	B	R	A	R	Y	N
T	T	H	Y	D	P	U	E
C	O	R	R	I	D	O	R

Subjects:

.....

Facilities:

.....

There is/are

There is one canteen.	Je tam jídelna.	There isn't a canteen.	Není tam jídelna.
There are three lockers.	Jsou tam tři skříňky.	There aren't any lockers.	Nejsou tam skříňky.

Vazba **there is/are** patří do vět, ve kterých oznamujeme, že „někde něco je“.

V čísle jednotném se pojí se členem neurčitým **a/an** nebo číslovkou. V množném čísle se pojí s **podstatným jménem, číslovkou** nebo **any**.



4

Read the sentences 1)–5) and match them with the correct places a)–e). / Přečti si věty 1)–5) a spoj je se správným místem a)–e).

- | | |
|---|---------------------|
| 1) There is a piano, guitars and flutes. We sing there. | a) a lab |
| 2) I play football there. | b) a corridor |
| 3) We do experiments there. | c) a music room |
| 4) There are lockers for all the pupils. | d) a football pitch |
| 5) I can borrow books from there. | e) a library |



5

Put the words in the correct order. / Seřad slova do správného pořadí.

a) are / two / there / canteens

.....

b) a / not / is / pitch / there / football

.....

c) our / is / a / school / library / there / in

.....

d) corridors / not / lockers / are / our / there / any / in

.....



Think of your school. Write 4 sentences about the facilities. Use there is/there are. / Přemýšlej o své škole. Napiš 4 věty o jejím vybavení. Použij vazbu there is/there are.

Example: There is a new gym.

.....

.....

.....

0A My new school

7 Put the words in the correct group. / Napiš slova do správné skupiny.

homework

a musical instrument

games

experiments

drama

a) do

b) play

8 Read the conversation. Underline the school subjects. / Přečti si rozhovor. Podtrhni názvy školních předmětů.

School advisor: OK. Good. So tell me, which subjects are you studying this year?

Amelia: Maths, Czech, English, geography, biology, PE. Oh, and science.

School advisor: Excellent. And what's your favourite subject at the moment?

Amelia: I like science the best.

School advisor: Ah, great. Which is your favourite?

Amelia: Well, I really like doing experiments and Mr Coxwell is the best teacher.

School advisor: That's great to hear. I like Mr Coxwell a lot as well. He is very kind.

Amelia: Yeah, and he is very funny. I really enjoy his classes.

Complete the sentences about Amelia. / Dokonči věty o Amélii.

a) This year Amelia is studying

b) She likes the best.

c) Amelia likes doing

d) Mr Coxwell is

OB School life

1 Match the icons 1)-6) with the rules a)-f). / Spoj ikony 1)-6) s pravidly a)-f).



1)

a) Pupils are at school 5 minutes before registration.

b) Pupils in Years 7, 8 and 9 don't wear make-up of any kind.

2)



3)

c) Pupils wear their school uniform correctly at all times.

d) Pupils don't eat or drink in the classrooms.

4)



5)

e) Pupils don't use mobile phones in the lessons.

f) Pupils don't talk in the lessons.

6)



2 Match the 2 parts of the phrases. / Spoj 2 části frází.

- WEAR
- BE
- EAT
- DO
- ATTEND
- HAVE
- WEAR
- CHEW
- DO
- GET UP

- CLASSES
- AT SCHOOL
- A UNIFORM
- LUNCH
- MAKE-UP
- HOMEWORK
- GUM
- FUN
- EARLY
- SPORTS

3 Look at the phrases in exercise 2. Write sentences about your school. / Podívej se na fráze ve cv. 2. Napiš věty o své škole.

Example: Pupils usually eat at school. Pupils don't usually wear make-up.

.....

.....

Present simple – positive

I	+ have lunch at school. walk to school.	Obědvám ve škole.	Chodím do školy.
You		Obědváš ve škole.	Chodíš do školy.
We		Obědváme ve škole.	Chodíme do školy.
You		Obědváte ve škole.	Chodíte do školy.
They		Obědvají ve škole.	Chodí do školy.

Přítomný čas prostý vytváříme u všech osob kromě he, she, it použitím sloves v **infinitivu**. Přítomný čas prostý použijeme, když popisujeme činnost, kterou pravidelně děláme.

Present simple – negative

I	- don't have lunch at school. don't walk to school.	Neobědvám ve škole.	Nechodím do školy.
You		Neobědváš ve škole.	Nechodíš do školy.
We		Neobědváme ve škole.	Nechodíme do školy.
You		Neobědváte ve škole.	Nechodíte do školy.
They		Neobědvají ve škole.	Nechodí do školy.

Zápor u přítomného času prostého vytváříme u všech osob kromě he, she, it použitím **do not** – zkráceně **don't** a sloves v **infinitivu**.



4

Look at the table and write positive or negative sentences. Then write sentences about yourself. / Podívej se na tabulku a napiš kladné nebo záporné věty. Pak napiš věty o sobě.

	have lunch at school every day	play table tennis on Tuesdays	like PE lessons
a) you	✓	✗	✓
b) we	✗	✓	✗
c) my friends	✗	✓	✓
d) me	?	?	?

- a)
- b)
- c)
- d)

OB School life

Present simple - positive

He She It	+	has lunch at school. walks to school.	Obědvá ve škole. Chodí do školy.
-----------------	---	--	-------------------------------------

I have → he **has**
I study → he **studies**
I go → he **goes**
I do → he **does**
I watch → he **watches**

Ve 3. osobě jednotného čísla přidáváme za **infinitiv** slovesa koncovku **-s**.

Present simple - negative

He She It	-	doesn't have lunch at school. doesn't walk to school.	Neobědvá ve škole. Nechodí do školy.
-----------------	---	--	---

Zápor ve 3. osobě jednotného čísla tvoříme pomocí pomocného slovesa **doesn't** a **infinitivu**.



5

Look at the photos. Write positive or negative sentences. Use the present simple and time expressions (always, often etc.). / **Podívejte se na fotky. Napiš kladné nebo záporné věty. Použij přítomný čas prostý a časové údaje (always, often atd.).**

a)



.....

e)



.....

b)



.....

f)



.....

c)



.....

g)



.....

d)



.....

h)



.....

Present simple – questions

Do	I you	go to school? get up early?	Chodím do školy? Chodíš do školy?	Vstávám brzy? Vstáváš brzy?
	we you they		Chodíme do školy? Chodíte do školy? Chodí do školy?	Vstáváme brzy? Vstáváte brzy? Vstává brzy?
Does	he she it	go to school? get up early?	Chodí do školy?	Vstává brzy?

Short answers

Yes, I do .	No, I don't .	Yes, he does .	No, he doesn't .
Yes, you do .	No, you don't .	Yes, she does .	No, she doesn't .
Yes, we do .	No, we don't .	Yes, it does .	No, it doesn't .
Yes, they do .	No, they don't .		

Otázka se v přítomném čase prostém tvoří pomocí pomocného slovesa **do** a **infinitivu** slovesa, které se překládá.

Ve 3. osobě jednotného čísla se tvoří pomocí pomocného slovesa **does** a **infinitivu**.

Pokud chceme zjistit podrobnější informace, přidáme před tuto otázku ještě tázací zájmeno.

What? – Co? Jaké?

When? – Kdy?

Where? – Kde? Kam?

Why? – Proč?

What time? – V kolik hodin?

How many? – Kolik?



6

Answer the questions. Use short answers. / Odpověz na otázky. Použij krátké odpovědi.

- a) Does your friend like music?
- b) Do your parents go to work by car?
- c) Does your teacher wear a school uniform?
- d) Do you have PE on Mondays?



Write Wh- questions. Ask about the bold words. / Napiš Wh- otázky k odpovědím. Ptej se na tučně zvýrazněná slova.

- a) ? I **play football or hockey** after school.
- b) ? Peter comes home **at 4 pm**.
- c) ? We play badminton **in the school gym**.
- d) ? Pupils have **10 subjects** in Year 7.
- e) ? Students start school **at 8 am**.

OC I am jogging

Present continuous – positive

I	am	watching TV.	Já sleduji televizi.
You	are	writing a poem.	Ty píšeš báseň.
He	is	playing the piano.	On hraje na klavír.
She		chatting.	Ona si povídá.
It		sleeping.	Ono spí.
We	are	swimming.	My plaveme.
You		cooking.	Vy vaříte.
They		jogging.	Oni běhají.

now = teď

right now = právě teď

at the moment = v tuto chvíli

today = dnes

Tvoření -ing tvaru slovesa

cook → **cooking**

write → **writing** (u sloves končících na -e: -e odpadá)

run → **running** (krátká souhláska, 1 slabika ve slovese: zdvojí se souhláska na konci)

Present continuous – negative

I	am not	watching TV.	Já nesleduji televizi.
You	are not	writing a poem.	Ty nepíšeš báseň.
He	is not	playing the piano.	On nehraje na klavír.
She		chatting.	Ona si nepovídá.
It		sleeping.	Ono nespí.
We	are not	swimming.	My neplaveme.
You		cooking.	Vy nevaříte.
They		jogging.	Oni neběhají.

Přítomný čas průběhový se tvoří pomocí pomocného slovesa **to be**, které vyčasujeme podle podmětu, a slovesa v **-ing** tvaru. Přítomný čas průběhový použijeme, když chceme popsat činnosti, které probíhají **teď, právě, v tuto chvíli, dnes**.

1 Match the two halves of the sentences 1)–6) and a)–f) to describe the activities in the pictures. / Spoj dvě poloviny vět 1)–6) a a)–f) tak, aby popisovaly činnosti na obrázcích.

1)



1) She is

2) He is

3) She is

4) He is

5) She is

6) He is

a) eating.

b) jumping.

c) going to school.

d) getting up.

e) brushing his teeth.

f) exercising.


6)



5)



2 Match the sentences 1)-6) to the pictures a)-f). / Spoj věty 1)-6) s obrázky a)-f).



- 1) He is listening to pop music at the moment.
- 2) They are shopping now.
- 3) They are doing yoga right now.
- 4) Jane and Peter are dancing.
- 5) He is taking photos.
- 6) She is jogging in the park.



3 Look at the pictures and find 5 differences. Then write sentences. / Podívej se na obrázky a najdi 5 rozdílů. Poté napiš věty.

Example: The man in picture a) is walking a big dog. But the man in picture b) is walking a small cat.

a)



b)



.....

.....

.....


.....

.....

OC I am jogging

4 Fill in the -ing forms of the verbs in the crossword. / Dopln -ing tvary sloves do křížovky.

- 1) Mum is ... the piano. (hraje)
- 2) I am not ... a poem. (nepíšu)
- 3) Sue is ... with her friends. (povídá si)
- 4) We are ... a good film. (sledujeme)
- 5) They aren't ... to music. (neposlouchají)
- 6) Peter is ... in the pool. (plave)
- 7) Dad isn't ... dinner. (nevaří)
- 8) Joanna is ... a cake. (dělá)
- 9) The baby is ... in the living room. (spí)
- 10) He isn't ... to school. (neběží)
- 11) You are ... next to me. (sedíš)



SOLUTION: When?

Present simple - questions and short answers

Am	I	... sitting here?	Sedím tady?	Yes, you are . No, you aren't .
Are	you	... writing a poem?	Píšeš báseň?	Yes, I am . No, I am not . / No, I'm not .
Are	we	... speaking English?	Mluvíme anglicky?	Yes, you are . No, you aren't .
	you	... cooking?	Vaříte?	Yes, we are . No, we aren't .
	they	... jogging?	Běhají (oni/ony)?	Yes, they are . No, they aren't .
Is	he	... playing the piano?	Hraje on na klavír?	Yes, he is . No, he isn't .
	she	... chatting?	Povídá si ona?	Yes, she is . No, she isn't .
	it	... sleeping?	Spí (ono)?	Yes, it is . No, it isn't .


V otázkách je **opačné** pořadí podmětu a pomocného slovesa **to be** (am, is, are).


 **5 Make questions in the present continuous. Then write true answers.** / Tvoř otázky v přítomném čase průběhovém. Poté napiš pravdivé odpovědi.


- 1) you / sit?
- 2) you / chat?
- 3) your teacher / stand?
- 4) your classmates / wear / hats?
- 5) the sun / shine?
- 6) it / rain?
- 7) your classmates / work?
- 8) your teacher / wear / a pink scarf?


 **6 Complete the conversation. Use the present continuous.** / Doplň do rozhovoru slovesa ze závorek. Použij přítomný čas průběhový.




 **Andrew:** Hi, Mia. How are you?


 **Mia:** Fine, thanks. And you?


 So-so. My parents **1)** (visit) my grandma and I am bored. What **2)** you (do)?


 Nothing interesting. I **3)** (study) for my history exam. **4)** you (do) your homework, too?

 No, I am not. I **5)** (plan) a bike trip for this afternoon.

 Where **6)** you (go)?

 I **7)** (go) to see my cousin in Květnice.
8) you (join) me, then?

 Okay, why not...

 Great! I will pick you up at 2 pm.

FRAUSKLEINERNAKLADATELSTVÍ - NÁHLED

OD My new daily routine

Present simple			
I	+	learn	English. German.
You	+	learn	
We	-	don't learn	
They	-	don't learn	
He	+	learns	French. Czech.
She	-	doesn't learn	
It	-	doesn't learn	

Present continuous			
I	+	am learning	English. German.
You	+	are learning	
We	-	aren't learning	
They	-	aren't learning	
He	+	is learning	French. Czech.
She	-	isn't learning	
It	-	isn't learning	

Do	I	learn	Spanish?
	you		
	we		
Does	you	learn	Polish?
	they		
	he		
	she		
	it		

Am	I	learning	English?
Are	you	learning	Spanish?
	we		
	they		
Is	he	learning	Polish?
	she		
	it		

- a) Present simple** (přítomný čas prostý) používáme pro činnosti a děje, které:
- ➔ se dějí pravidelně, stále, opakovaně (I get up at 7 o'clock every day.)
 - ➔ jsou stále pravdivé (She loves chocolate.)
- b) Present continuous** (přítomný čas průběhový) používáme pro činnosti a děje, které:
- ➔ probíhají právě teď, v tuto chvíli (I am listening now.)
 - ➔ pro děje, které jsou dočasné (This week I am getting up later than usual.)



1

Match the beginnings of the sentences 1)–6) to their ends a)–f). Colour the sentences: blue for the present simple (always, every day) and green for the present continuous (now, at the moment). / Spoj začátky vět 1)–6) s jejich ukončením a)–f). Vybarvi věty: modře přítomný čas prostý (vždy, každý den) a zeleně přítomný čas průběhový (teď, v tuto chvíli).

- 1) I am reading
- 2) He
- 3) Mia is
- 4) My brothers
- 5) Tom is
- 6) They are listening
- 7) My brother doesn't learn

- a) lives in London.
- b) love computers.
- c) to music now.
- d) riding his bike.
- e) doing her homework.
- f) Spanish.
- g) a good book now.

- 2 Put the words in the correct order. Write sentences. Mark the sentences a) present simple or b) present continuous. / Seřad' slova do správného pořadí. Napiš věty. Označ věty a) přítomný prostý čas nebo b) přítomný čas průběhový.

- 1) isn't studying, / Linda / she / sleeping. / is
- 2) I / go/ every / to work / day. / don't
- 3) tennis / play / on Mondays. / They / don't
- 4) listening / you / Are / to / me?
- 5) help / your / friends? / often / Do / you
- 6) it / at / raining / Is / the / moment?

- 3 Match the questions 1)–6) with the answers a)–f). Colour the sentences: blue for the present simple and green for the present continuous. / Spoj otázky 1)–6) s odpověďmi a)–f). Vybarvi věty: modře přítomný čas prostý (děje se pravidelně, každý den) a zeleně přítomný čas průběhový (děje se to teď).

- 1) What's dad doing?
- 2) What does your dad do?
- 3) What do you do?
- 4) What are you doing?
- 5) What are your parents doing?
- 6) What do your parents do?

- a) I am a student. I study history.
- b) He is sleeping in the living room.
- c) He is a doctor. He works in Kolín.
- d) They are helping their friends.
- e) They're teachers. They teach English.
- f) I'm having lunch.

- 4 Fill in the correct form of the verb a) in the present simple or b) in the present continuous. / Dopln' správný tvar slovesa a) v přítomném čase prostém nebo b) v přítomném čase průběhovém.

- 1) Look! George in the river. (swim) **b)**
- 2) My parents to work every day. (not go) **a)**
- 3) Listen! Somebody a song! (sing) **b)**
- 4) His uncle is a footballer. He for Manchester United. (play) **a)**
- 5) I next to you now. (sit) **b)**
- 6) Jane usually her friend with maths. (help) **a)**

OD My new daily routine

5 Look at the photos and the sentences. Mark the sentences a) or b). / Podívej se na fotografie a věty. Označ věty a) nebo b).

a) What does she / he do? / Co ona / on dělá pravidelně, každý den?

b) What is she / he doing? / Co ona / on dělá právě teď?

1)



She is a youtuber.

- She makes videos.
- She is reading a book.

2)



He is a student.

- He is riding a skateboard.
- He studies in Brno.

3)



She is a doctor.

- She works in a hospital.
- She is playing golf.

4)



He is a policeman.

- He is playing the guitar.
- He wears a uniform at work.

5)



They are teachers.

- They teach children at school.
- They are playing tennis.

What's the difference between the activities marked a) and b)? Explain in your own words. / Jaký je rozdíl mezi aktivitami označenými a) a b)? Vysvětli svými slovy.

a)

b)

6 **Make questions and answer them.** / Vytvoř otázky a odpověz na ně.



wear

a) What / you / usually / wear / to school?

.....
.....

b) What / you / wear / now?

.....
.....

c) It / snow / a lot / in your country?

.....
.....

d) It / snow / now?

.....
.....



snow



do

e) What / you / do / now?

.....
.....

f) What / you / usually / do / in your free time?

.....
.....

g) Your mum / go / to work / by bus / every day?

.....
.....

h) Your mum / go / to work / by bus / now?

.....
.....



go



eat

i) Your best friend / eat / a snack / now?

.....
.....

j) What / your best friend / always / eat / for breakfast?

.....
.....

FRAUSKLETT NAKLADATELSTVÍ - NÁHLED

O Pronunciation

THE DIFFERENT WAYS OF PRONOUNCING H. / ROZDÍLNÉ ZPŮSOBY VÝSLOVNOSTI H.

H je písmeno, které se ve výslovnosti v některých slovech vypouští (nevyslovuje se). Tato slova se musíme naučit.



1

Listen to the words. Mark the correct box in the table. / Poslouchej slova. Označ křížkem správné pole v tabulce.



	h vyslovujeme	h nevyslovujeme
a) history		
b) hour		
c) homework		
d) hate		
e) hockey		
f) honest		
g) honour		



2

Listen and repeat the words. / Poslouchej a opakuj slova.



hair | hour | hate | homework | Harry | history | honour

Použití neurčitých členů **a**, **an** se řídí výslovností:

a) a + vyložená souhláska (a hotel)

b) an + vslovená samohláska (an honest boy)



3

Fill in the article a or an. Then listen and check. / Dopln čten nebo an. Poté poslouchej a proved kontrolu.



a) hour

c) hotel

e) hair

b) history lesson

d) honest man

f) heavy book



4

Listen and repeat the tongue twister. / Poslouchej a opakuj jazykolam.



If Harry Hunt hunts heavy hairy hares,
where are the heavy hairy hares
Harry Hunt hunts?



0 Revision

Revision

Listening

A British school



1. **Listen to the recording. Are the sentences true (T) or false (F)?** / Poslechni si nahrávku. Jsou věty pravdivé (T) nebo nepravdivé (F)?
- a) The boy is from Liverpool.
 - b) The facilities in his school are not very good.
 - c) He must wear a uniform.
 - d) It's OK to run inside the school.
 - e) Pupils sometimes eat outside.

Writing

My school

2. **Describe a school. Write 8 sentences about facilities and subjects. Use the information from the table.** / Popiš školu. Napiš 8 vět o vybavení a předmětech. Použij informace z tabulky.

	✓	✗
a) facilities	a canteen, a music room, a gym	a theatre, a library
b) subjects	English, maths, science, art	French drama

Speaking

My ideal school

3. **Describe your ideal school. Speak about rules, facilities and subjects.** / Popiš svou ideální školu. Hovoř o pravidlech, vybavení a předmětech.

Reading

Rainbow school

4. **Read the text and complete the information.** / Čti text a doplň informace.

Welcome to my school. It is called Rainbow School. You can find it in Berlin in Germany. There are a lot of facilities, such as a gym, a theatre, a lab, a library and even a swimming pool where we sometimes have our PE lessons. I love my school because we can choose the subjects we want to study. I especially like drama and music lessons.

- 1) Name: of the school:
- 2) Facilities:
- 3) Lena's favourite subjects:

My evaluation



I can speak about school rules, facilities and subjects.

I can describe school.

I can understand a text about a school.

<input type="checkbox"/>	<input type="checkbox"/>	<input type="checkbox"/>	<input type="checkbox"/>
<input type="checkbox"/>	<input type="checkbox"/>	<input type="checkbox"/>	<input type="checkbox"/>
<input type="checkbox"/>	<input type="checkbox"/>	<input type="checkbox"/>	<input type="checkbox"/>