

2D Make a burrito

Read a recipe.

1 Read a part of the recipe for a burrito. Look up the new vocabulary in a dictionary.

BREAKFAST BURRITO

Ingredients:

1 tortilla
3 scrambled eggs
2 tbsp of cheese
1 tbsp of salsa
½ cup of beans
¼ pound of tomatoes
salt
pepper
chilli



Quantities

½	a half
¼	a quarter
tbsp	tablespoon
1 cup	225 grams
1 pound	450 grams

2 Chris and Tom are making a burrito. Look at their dialogue. Guess the words in the gaps. Write them in your exercise book.

Chris: For a burrito we need... Some eggs. How 1) eggs have we got?

Tom: Three eggs.

Chris: It's enough. Then we need 2) grated cheese.

Tom: This one? How 3)?

Chris: Half, I think. And some salsa.

Tom: Yes, we have some salsa.

Chris: Have we got 4) beans?

Tom: There is a can over there.

Chris: Oh, great. And are there 5) tomatoes?

Tom: Are there any in the fridge?

Chris: Yes, there are 6).

Chris: Where are the tomatoes?

Tom: This seems to be difficult.

Chris: Oh, here are the four 7).

Chris: Now, we have got everything. Some 8), cheese, salsa and 9) and tomatoes. Then some 10), pepper, and chilli.

3 Watch the video. Check your guesses from exercise 2. Read the dialogue aloud.

VIDEO

DVD: 13



4 Listen and repeat.

Instructions

warm

cut = chop

add

put

grate

roll



5 Say sentences with the verbs. Write them in your exercise book. Match them to the pictures in exercise 4.

a the tomatoes.

c salt and pepper.

b the cheese.

d the tortilla.

6 Read the sentences. Then put them in the correct order.

a Finally, roll your tortilla and enjoy!

b After that, put all the ingredients onto the warm tortilla. Put some salsa on top. Add salt and pepper.

c First, prepare all the ingredients. Make scrambled eggs, grate the cheese and chop the tomatoes.

d Then, warm a tortilla in the microwave for 20 seconds.

7 Follow the instructions.

MINI CHALLENGE: An original recipe

A Tex-Mex restaurant is looking for an original burrito recipe.



1 Make a list of the ingredients and the quantities. Be original!

2 Write the instructions.

3 Create a poster with the name of the burrito, the recipe and a photo or drawing.

2D Make a burrito

- 1 Read a part of the recipe for a burrito. Complete it with the words from the box. Match the words to the pictures. / Přečti si část receptu na burrito. Doplň do něj chybějící slova z nabídky v rámečku. Spoj slova s obrázky.

tomatoes | cup | eggs | tablespoon | pepper | cheese

BREAKFAST BURRITO

Ingredients:

1 tortilla

3 scrambled a

2 tablespoons of b

1 of salsa c

½ of beans d

¼ pound of e

salt and f

chilli



- 2 Match the verb to the noun to get the English translation of the Czech sentence. / Spoj sloveso s podstatným jménem tak, abys dostal anglický překlad české věty.

MAKE
CHOP
GRATE
ADD
ROLL

SALT AND PEPPER.
THE TORTILLA.
THE TOMATOES.
SCRAMBLED EGGS.
SOME CHEESE.

Přidej sůl a pepř.

Sroluj tortilu.


Nakrájej rajčata.


Udělej míchaná vajíčka.


Nastrouhej sýr.


 **3** **Unscramble the words to find out how to make a breakfast burrito.** / Vylušti přesmyčky a zjistíš, jak připravit burrito.


- 1 First, prepare all the **T S I E N D R G N I E**
- 2 Make scrambled **G S G E**
- 3 Grate the **E S E E C H** and chop the **S O E T A M O T**
- 4 Then, warm a **L L A I T O T R** in the microwave for 20 seconds.
- 5 After that, **T P U** all the ingredients onto the **R A W M** tortilla.
- 6 Put some **A S L S A** on top.
- 7 Add **T S L A** and **R E P P P E**
- 8 Finally, **L R L O** your tortilla and enjoy!

 **4** **Look at the picture of how to make a pancake. Number the steps 1)–6). Use a dictionary.** / Podívej se na obrázek přípravy palačinek. Očíslej kroky 1)–6). Použij slovník.




 Pour a portion of the batter onto the pan.

 Add a tablespoon of sugar and a teaspoon of salt.

 Put 2 eggs, 1 cup of flour and 1 cup of milk into a bowl.

 Heat a pan with a teaspoon of oil.

 Mix all the ingredients together.

 Flip the pancake when the edges are brown.

2D Make a burrito

5 Look at the pictures of how to cook spaghetti carbonara. Complete the instructions in English with the verbs from the box. Use a dictionary. / Podívej se na obrázky, jak uvařit špagety carbonara. Doplň instrukce slovesy z rámečku. Použij slovník.

mix | add | break | cook | serve | chop | grate




Instructions:

- 1 300 grams of pancetta and heat it in a pan.
- 2 500 grams of spaghetti in 1 litre of water.
- 3 80 grams of Parmesan cheese and 3 eggs. Mix together in a bowl.
- 4 the pancetta, Parmesan with eggs and spaghetti. salt and pepper.
- 5 with fresh herbs: oregano, rosemary and basil.

6 Look at the pictures of how to prepare bruschetta. Write simple instructions in English. Use a dictionary. / Podívej se na obrázky, jak připravit bruschettu (rajčatovou topinku). Napiš jednoduché instrukce v angličtině. Použij slovník.

.....

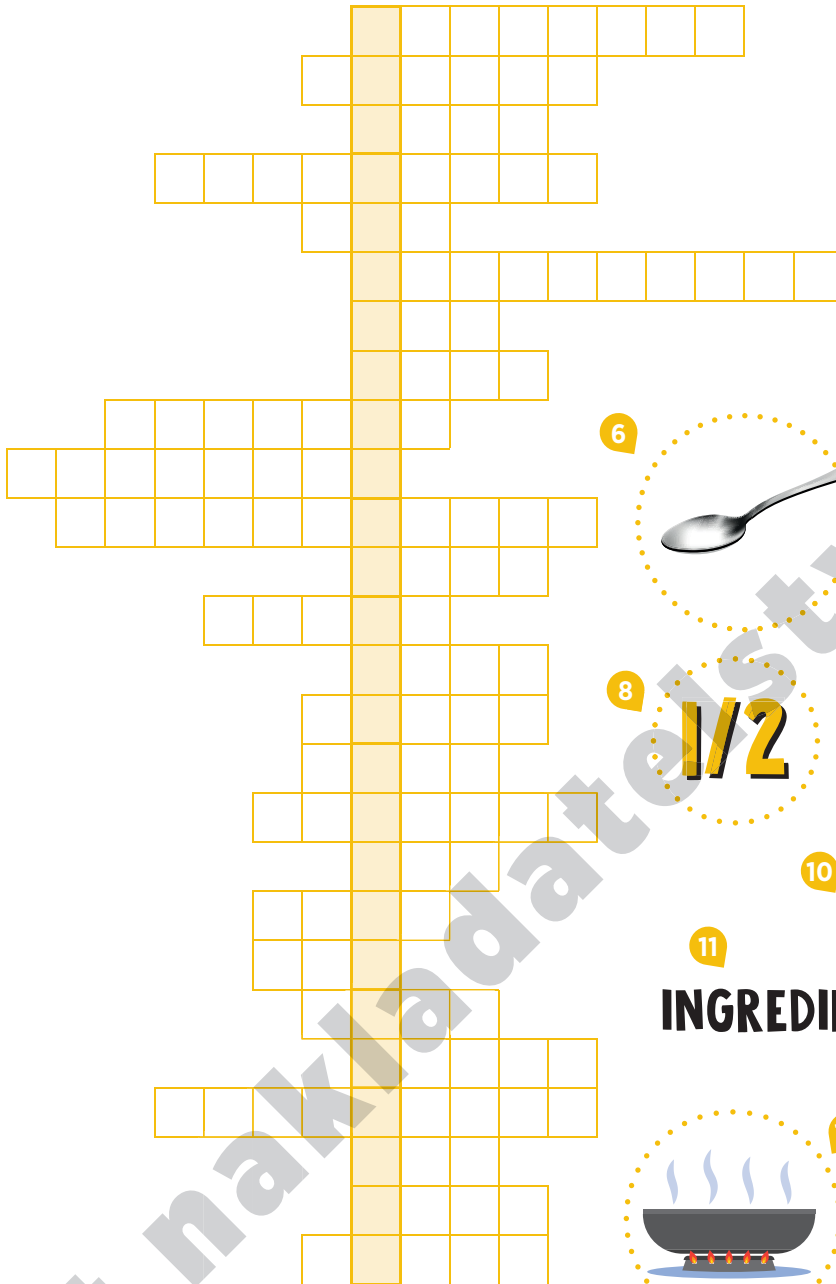
Bruschetta





7 Complete the crossword. Read the secret message. / Doplň křížovku. Přečti si tajnou zprávu.

- 1
- 2
- 3
- 4
- 5
- 6
- 7
- 8
- 9
- 10
- 11
- 12
- 13
- 14
- 15
- 16
- 17
- 18
- 19
- 20
- 21
- 22
- 23
- 24
- 25
- 26



1

2

3

4

5

6

7

8 $1/2$

9 $1/4$

10

11 **INGREDIENCE**

12

13 **NASTROUHAT**

14

15

16 **NAKRÁJET**

17 **PŘIPRAVIT**

18 **PŘIDAT**

19 **OHŘÁT**

20 **DÁT (NĚCO NĚKAM)**

21 **SROLOVAT**

22 **ČERSTVÝ**

23

24

25

26 **SERVÍROVAT**

Secret message: